



SHOW MORE OF YOU

A dermal filler with a new
approach for natural-looking lips.

#moreofyou

BELOTERO[®] *Lips*
Shape and Contour

www.belotero.co.uk



"Full, well-defined
lips are a signature
of youth and
beauty."


Be confident

Your lips are one of your most expressive features, helping to show your emotions, your confidence and your personality, they are the natural complement to every smile and laugh.

Get ready to show more of you!

A personalised treatment with BELOTERO® Lips can add or restore natural-looking volume to your lips, and enhance the curves and the contours to give more definition to your smile.

Ready to make the most of your lips while staying true to what's naturally you?



Hyaluronic Acid Dermal Fillers

Hyaluronic acid (HA) is our skin's natural moisturiser, it binds to water which moisturises the skin and provides tightness. Over time, its natural production decreases and skin loses its elasticity and firmness. Hyaluronic acid (HA) dermal fillers can improve lip volume and correct lip contours.

Be natural

Just like lipstick and lipliner complement each other, defining, enhancing or volumising lips often requires more than one approach.

The first complementary treatment for lip enhancement

BELOTERO® Lips Shape and BELOTERO® Lips Contour are HA dermal fillers with patented CPM® technology for seamless integration into the skin. They are ideal to add or restore volume to thin lips and to sculpt and define lip contours to full lips for natural-looking results.

BELOTERO® Lips Shape

For lip volumisation and enhancement of the upper and lower lip.

BELOTERO® Lips Contour

For restoring the outline of the lips for a more youthful appearance.

A study showed more than

93%

of patients were satisfied with their results

Real BELOTERO® Lips patients, Real natural-looking results.




Ann-Kathrin, actual Belotero® Lips patient



Before



5 weeks after treatment



Kristin, actual Belotero® Lips patient



Before

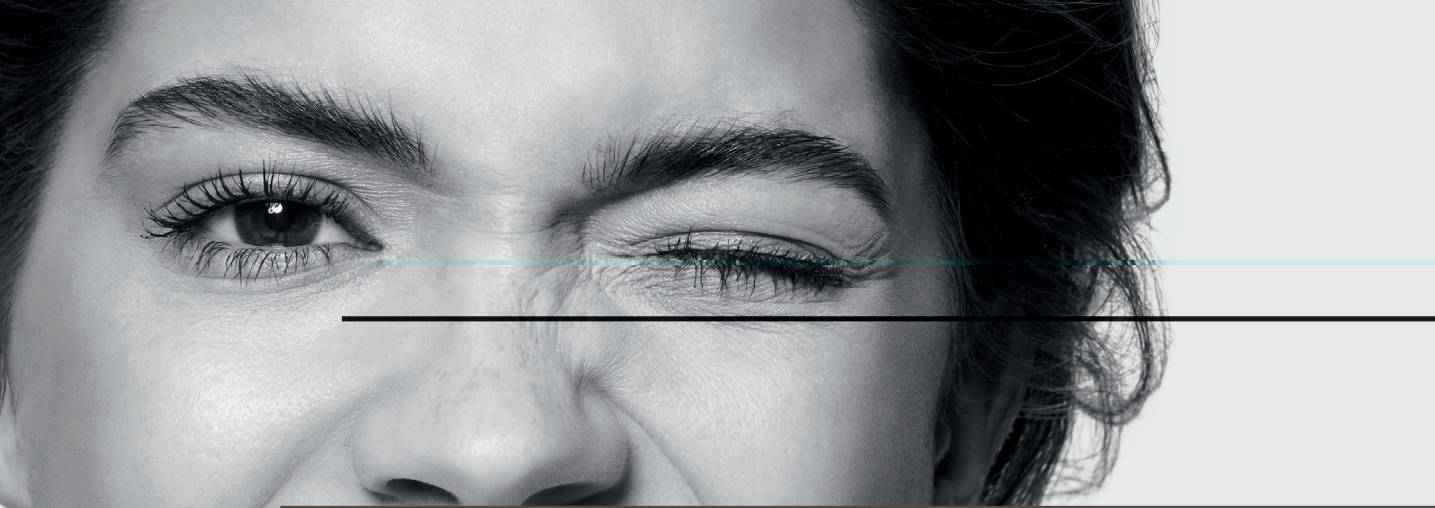


5 weeks after treatment



Be yourself

Being yourself is about allowing the beauty of your character and personality to shine through. Using BELOTERO® Lips, your aesthetic practitioner can create a personalised treatment to meet your individual needs.



Express yourself with confidence

Your mouth is central for the way you interact and express emotions, so treating lips requires care. When considering any form of aesthetic treatment, it is natural for you to have concerns such as these...

'I'm worried my lips may feel hard or look uneven or lumpy'

BELOTERO® HA fillers integrate so smoothly and evenly into your skin that they feel completely natural, just like your own tissue.

This is especially important in areas like the lips, where you want to see the results but not necessarily feel anything different. BELOTERO® has an established safety profile.

'So many magazine photos show celebs with a 'trout pout' – it looks so unnatural!'

It is always advisable to visit a qualified aesthetic practitioner, mastered in the art of using BELOTERO®. Treatment can be tailored to your lip shape, with fullness and definition added subtly for a natural approach. Lip enhancement requires a less-is-more approach, so it is better to go back to your practitioner for a top-up treatment, if needed, rather than have too much product injected during the first visit.

Your Questions Answered

It's normal to have a few questions, especially if you are new to aesthetic treatments, here are a few of the more frequently asked ones.

How long does the treatment take?

Following your consultation and when you are happy to proceed, the treatment session will typically take about thirty minutes. During the session, BELOTERO® is injected into the specific area using a needle or cannula.

Does it hurt?

The full BELOTERO® range is available with an anaesthetic which helps reduce any sensation of pain. For more information please ask your aesthetic practitioner about your individual treatment plan.

How soon can I return to normal activities?

There is little downtime following a BELOTERO® treatment, however, it is recommended that you should avoid wearing makeup for at least 12 hours after treatment and avoid exposure to heat, UV rays and prolonged exposure to the sun for 2 weeks after treatment.

How will the area feel after treatment?

The properties of BELOTERO® allow optimal spreading into your tissue. You may feel some itchiness around the treated area but will be left with even results.

Will I notice the difference right away?

Yes, the aesthetic results are immediate.

How long does BELOTERO® last?

The effect will depend upon the individual and the area treated, for example lip rejuvenation using BELOTERO® Lips can last between 9 and 12 months.

Are there any side effects with BELOTERO®?


BELOTERO® products are based on hyaluronic acid, a natural component of the skin. There are however, some injection related reactions which may occur and include slight redness, swelling, itching, bruising and pain at the injection site. The properties of BELOTERO® allow optimal spreading into your tissue. You may feel some itchiness around the treated area but will be left with even results.

Before treatment, you should inform your aesthetic practitioner if you are taking any medication and if you have any allergies, especially to lidocaine. You should always discuss any side effects and/or post treatment reactions with your practitioner.

Don't be afraid to ask your aesthetic practitioner questions.

To find out more about the BELOTERO® range, visit www.belotero.co.uk





Real natural-looking results.

Meet some real patients who have received a personalised BELOTERO® Lips treatment and achieved natural-looking results.



If you would like more information about BELOTERO® Lips, please speak to your aesthetic practitioner today or visit www.belotero.co.uk



Merz Pharma UK Ltd. 260 Centennial Park
Elstree Hill South, Elstree, Hertfordshire, WD6 3SR
Tel: +44 (0) 333 200 4140
www.merzaesthetics.com

M-BEL-UK1-0307 Date of Preparation April 2018

#moreofyou